

EFFECTIVE NOW - August 20, 2025 (V1)



SNOWPLOWS PRICE LIST - USD 2025



metalpless.com

☎ 1 819 362.2221
☎ 1 866 362.1688

SNOWPLOWS - PRICE LIST USD

EFFECTIVE NOW - August 20, 2025

Snowplows-2025 V1

METAL PLESS

AgriMaxx*



Included :

- Angular system
- Tractor subframe
- Models 27" includes subframe MKS1
- Models 30", 36" and 42" include subframe MKS2 except models 0836-16, 0842-16, 1042-18 and 1242-19 include subframe MKS2P

Not included :

- Hydraulic hoses and connectors from the blade to the vehicle

* Add \$695 for Case Vestrum, Kubota M7, Massey 4700, 5700 & 6700

Options :

- Tire saver (PPLT or PP)
- Nitrogen accumulator package installed on the lift cylinder (AAC)
- (DVDE3) or (DVDE4) 12 volts, 13 or 24 GPM to be specified
- Non standard color (NSC1)
- 3 point hitch attachment (A3P, A3PGF or A3PGB)
- Curb runners (CR...)
- ¾" x 6" teflon cutting edge (TCE¾)
- Carbide cutting edge (CCE)
- Electric valve and joystick (JSC4) : electric over hydraulic 4 spools mounted on blade with electric control and necessary cable for the installation in the tractor cab.

	Model	Retail Price		
		STD	HD	LE *
27"	AGLT 0527-10	\$ 13 775	-	-
	AGLT 0627-11	\$ 13 995	-	-
	AGLT 0727-12	\$ 14 650	-	-
	AGLT 0827-13	\$ 15 595	-	-
30"	AGH 0630-11	\$ 17 775	-	\$ 26 225
	AGH 0730-12	\$ 18 795	\$ 22 395	\$ 26 995
	AGH 0830-13	\$ 19 995	\$ 23 425	\$ 27 275
36"	AGH 0736-13	\$ 22 995	\$ 25 495	\$ 28 995
	AGH 0836-14	\$ 23 225	\$ 26 150	\$ 30 195
	AGH 0936-15	\$ 23 695	\$ 27 395	\$ 31 795
	AGH 0836-16	\$ 24 495	\$ 29 995	\$ 33 995
	AGH 1036-16	\$ 23 995	\$ 29 555	\$ 33 695
	AGH 1236-18	\$ 25 250	\$ 30 275	\$ 35 995
42"	AGH 0842-15	-	\$ 30 450	\$ 34 695
	AGH 0842-16	-	\$ 32 675	\$ 37 225
	AGH 1042-17	-	\$ 32 225	\$ 36 995
	AGH 1042-18			\$ 41 995
	AGH 1242-19	\$ 32 425	\$ 36 425	\$ 42 425

* Live Edge on main blade only (PBN)

CityMaxx



Included :

- Angular system
- Models 1048-18 and 1248-20 includes subframe MKS3
- Models 1048-20 and 1248-22 includes 3 point hitch

Not included :

- Hydraulic hoses and connectors from the blade to the vehicle

Options :

- "High Speed" (accentuated curve of the mouldboard) (HS)
- 3 point hitch attachment (A3P, A3PGF or A3PGB)
- Carbide cutting edge (CCE)
- Electric hydraulic diverter valve 3 or 4 sets of oil outlets 12 volts (DVDE3 or DVDE4) 13 or 24 GPM to be specified
- Non standard color (NSC1)
- Nitrogen accumulator package installed on the lift cylinder (AAC)
- Electric valve and joystick (JSC3 or JSC4) : electric over hydraulic 3 or 4 spools mounted on blade with electric control and necessary cable for the installation in the tractor cab.

Model	Retail Price	
	HD	LE *
CT 1048-18	\$ 39 725	\$ 47 125
CT 1048-20	\$ 35 125	\$ 42 150
CT 1248-20	\$ 42 550	\$ 50 485
CT 1248-22	\$ 37 295	\$ 45 425

* Live Edge on main blade only (PBN)

TECHNOLOGY

STD	HD	LE	LECCT	HS	RB	RB-LE
STANDARD	SOFT DRIVE TRIP EDGE	LIVE EDGE	INTER-ACTING LIVE EDGE	HIGH SPEED ACCENTUATED CURVE	RUBBER EDGE	RUBBER LIVE EDGE

Prices are FOB, Plessisville, CANADA. Prices are subject to change at any time without notice. Please contact your representative for any order. Freight not included.

The vehicle icons are only representative. Make sure you choose the right snowplow for your vehicle by contacting your representative.

SNOWPLOWS - PRICE LIST USD

EFFECTIVE NOW - August 20, 2025

Snowplows-2025 V1
 METAL PLESS

EtraMaxx



Included :

- Angular system
- 3 point hitch

40"

Model	Retail Price
	LECCT
ETRAMAXX 8-10.8	\$ 23 000
ETRAMAXX 8.6 -12	\$ 24 495
ETRAMAXX 9-12.8	\$ 26 000

Not included :

- Hydraulic hoses and connectors from the blade to the vehicle

Options :

- Available for loader, add DVDE2 and quick coupler QABC1

ExtendMaxx



Included :

- Angular system
- Tractor subframe MKS2

36"

Model	Retail Price	
	HD	LE *
EXT 0736-17	\$ 34 395	-
EXT 0836-19	\$ 36 495	\$ 44 575
EXT 1036-21	\$ 39 695	\$ 48 455

* Live Edge on main blade only (PBN)

Not included :

- Hydraulic hoses and connectors from the blade to the vehicle

Options :

- Tire saver (PP)
- 3 point hitch attachment (A3P)
- Carbide cutting edge (CCE)
- Non standard color (NSC1)
- Nitrogen accumulator package installed on the lift cylinder (AAC)
- Electric hydraulic diverter valve 5 sets of oil outlets (DVDE5) 13 or 24 GPM to be specified
- Electric valve and joystick (JSC5) : electric over hydraulic 5 spools mounted on blade with electric control and necessary cable for the installation in the tractor cab

ExtendMaxx-Ex4



Included :

- Extendable plow

Not included :

- Hydraulic hoses and connectors from the blade to the vehicle

Options :

- Non standard color (NSC1)

EX4

Model	Retail Price		
	STD	HD	LE *
EX4/06-10	\$ 10 650	-	-
EX4/07-12	\$ 12 495	-	-
EX4/08-13	\$ 16 225	-	-
EX4/08-14	\$ 17 295	-	-

EX4HD

EX4HD/08-14	-	\$ 25 475	\$ 29 725
EX4HD/10-16	-	\$ 27 995	\$ 32 995

* Live Edge on main blade only (PBN)

TECHNOLOGY

STD	HD	LE	LECCT	HS	RB	RB-LE
STANDARD	SOFT DRIVE TRIP EDGE	LIVE EDGE	INTER-ACTING LIVE EDGE	HIGH SPEED ACCENTUATED CURVE	RUBBER EDGE	RUBBER LIVE EDGE

Prices are FOB, Plessisville, CANADA. Prices are subject to change at any time without notice. Please contact your representative for any order. Freight not included.

The vehicle icons are only representative. Make sure you choose the right snowplow for your vehicle by contacting your representative.

SNOWPLOWS - PRICE LIST USD

EFFECTIVE NOW - August 20, 2025

Snowplows-2025 V1

METAL PLESS

ExtendMaxx-HD



Included :

- Angular system
- Quick coupler QABC1
- DVDE4/24GPM

Not included :

- Hydraulic hoses and connectors from the blade to the vehicle

Model	Retail Price	
	HD	LE *
36"	EXHD 0836-19	\$ 36 995
	EXHD 1036-21	\$ 40 250
48"	EXHD 1048-26	\$ 52 895
	EXHD 1048-28	\$ 55 675
	EXHD 1248-31	\$ 58 995

* Live Edge on main blade only (PBN)

Options :

- Carbide cutting edge (CCE)
- Non standard color (NSC1)

InverseMaxx-Ext *



Included :

- Rubber Edge
- Tractor subframe MKS1-INV
- Rotating wings models include DVDE2/13GPM

Not included :

- Hydraulic hoses and connectors from the blade to the vehicle

Model	Retail Price	
	O-FX (Fixed Wings)	O-RT (Rotating Wings)
INEXT 6.5-11.5 RB	\$ 13 495	\$ 15 395
INEXT 6.5-11.5 RB-LE	\$ 16 550	\$ 17 895

*Available only on certain tractor models. Ask your representative.

Options :

- Non standard color (NSC1)

HDBOXX

NEW!

32"



36"

NEW Model	Retail Price
	HDBOXX
HDBX 0832	\$ 9 095
HDBX 1032	\$ 9 745
HDBX 1232	\$ 10 695
HDBX 1432	\$ 11 375

HDBX 1236 \$ 11 295



48"

NEW Model	Retail Price
	HDBOXX
HDBX 1248	\$ 19 110
HDBX 1448	\$ 20 445
HDBX 1648	\$ 22 330
HDBX 1848	\$ 24 135
HDBX 2048	\$ 26 595

Options :

- Quick coupler
- Bucket Mount
- Non standard color (NSC1)



42"

HDBX 1042	\$ 13 245
HDBX 1242	\$ 14 095
HDBX 1442	\$ 15 090
HDBX 1642	\$ 15 995
HDBX 1842	\$ 16 995
HDBX 2042	\$ 17 795
HDBX 3042	\$ 29 175

TECHNOLOGY

STD	HD	LE	LECCT	HS	RB	RB-LE
STANDARD	SOFT DRIVE TRIP EDGE	LIVE EDGE	INTER-ACTING LIVE EDGE	HIGH SPEED ACCENTUATED CURVE	RUBBER EDGE	RUBBER LIVE EDGE

Prices are FOB, Plessisville, CANADA. Prices are subject to change at any time without notice. Please contact your representative for any order. Freight not included.

The vehicle icons are only representative. Make sure you choose the right snowplow for your vehicle by contacting your representative.




SNOWPLOWS - PRICE LIST USD

EFFECTIVE NOW - August 20, 2025

Snowplows-2025 V1


METAL PLESS

LiveBoxx

	Model	Retail Price
		LE *
 32"	LBX 0832	\$ 10 895
	LBX 1032	\$ 11 995
	LBX 1232	\$ 13 395
	LBX 1432	\$ 14 525
 36"	LBX 1236	\$ 13 995
 42"	LBX 1042	\$ 15 495
	LBX 1242	\$ 16 795
	LBX 1442	\$ 18 450
	LBX 1642	\$ 19 995
	LBX 1842	\$ 21 675
	LBX 2042	\$ 22 995
	LBX 3042	\$ 36 975

Options :

- Quick coupler
- Bucket Mount
- Non standard color (NSC1)

	Model	Retail Price
		LE *
 48"	LBX 1248	\$ 22 350
	LBX 1448	\$ 24 225
	LBX 1648	\$ 26 650
	LBX 1848	\$ 28 995
	LBX 2048	\$ 31 995

* Live Edge on main blade only (PBN)

MaxxPro

Included :





- Angular system
- Quick coupler QABC1
- DVDE3/24GPM

Not included :

- Hydraulic hoses and connectors from the blade to the vehicle

Options :

- Carbide cutting edge (CCE)
- Non standard color (NSC1)
- Electric valve and joystick (JSC3) 12 or 24 volts : electric over hydraulic 1 spools mounted on blade with electric control and necessary cable for the installation in the tractor cab
- Quick coupler (QABC2)
- LE on Wings
- Sidewalk option

	Model	Retail Price	
		HD	LE *
 8'	PRO 0848-18	\$ 38 250	\$ 41 995
	PRO 0848-20	\$ 39 775	\$ 43 855
 10'	PRO 1048-18	\$ 38 825	\$ 42 945
	PRO 1048-20	\$ 39 945	\$ 43 995
	PRO 1048-22	\$ 41 945	\$ 46 325
	PRO 1048-26	\$ 48 525	\$ 53 595
 12'	PRO 1248-20	\$ 40 795	\$ 44 995
	PRO 1248-22	\$ 42 425	\$ 47 255
	PRO 1248-24	\$ 44 875	\$ 49 775
	PRO 1248-28	\$ 50 995	\$ 56 895
 14'	PRO 1448-25	\$ 48 495	\$ 54 695

AERO PLESS

For pricing speak with your sales representative.



PRO 1648-30

PRO 2048-36

PRO 2460-44

PRO 3660-56

* Live Edge on main blade only (PBN)

TECHNOLOGY

STD	HD	LE	LECCT	HS	RB	RB-LE
STANDARD	SOFT DRIVE TRIP EDGE	LIVE EDGE	INTER-ACTING LIVE EDGE	HIGH SPEED ACCENTUATED CURVE	RUBBER EDGE	RUBBER LIVE EDGE

Prices are FOB, Plessisville, CANADA. Prices are subject to change at any time without notice. Please contact your representative for any order. Freight not included.

The vehicle icons are only representative. Make sure you choose the right snowplow for your vehicle by contacting your representative.

SNOWPLOWS - PRICE LIST USD

EFFECTIVE NOW - August 20, 2025

Snowplows-2025 V1

METAL PLESS

MaxxEdge-Mini



Included :

- Quick coupler for skid steer

Options :

- Teflon cutting edge ¾" x 6" (TCE ¾)
- Quick coupler
- Non standard color (NSC1)

28"

Model	Retail Price	
	Open Top	Closed Top (Back Drag)
MSM 0728	\$ 4 650	\$ 5 850
MSM 0828	\$ 5 095	\$ 6 295

PusherMaxx-Mini



Included :

- Quick coupler for skid steer

Options :

- Quick coupler
- Teflon cutting edge ¾" x 6" (TCE¾)

22"

Model	Retail Price	
	Open Top	Closed Top (Back Drag)
PSM 0522	\$ 2 385	\$ 2 825
PSM 0622	\$ 2 675	\$ 3 025
PSM 0722	\$ 2 995	\$ 3 355

PlowMaxx Jr

Included :

- Angular system

Not included :

- Hydraulic hoses and connectors from the blade to the vehicle

Options :

- Quick coupler
- Teflon cutting edge ¾" x 6" (TCE¾)
- Non standard color (NSC1)
- Carbide cutting edge (CCE)



27"



30"



36"



42"

Model	Retail Price		
	STD	HD	LE *
PLJR 527	\$ 4 525	-	-
PLJR 627	\$ 4 675	-	-
PLJR 727	\$ 4 995	-	-
PLJR 827	\$ 5 295	-	-
PLSO 730	\$ 6 575	-	-
PLSO 830	\$ 6 925	-	-
PLSO 930	\$ 7 375	-	-
PLSO 1036	\$ 9 850	\$ 12 235	\$ 17 995
PLSO 1236	\$ 10 550	\$ 13 225	\$ 19 895

PLSO 1242 \$ 15 195 \$ 16 995 \$ 19 725

* Live Edge on main blade only (PBN)

TECHNOLOGY

STD	HD	LE	LECCT	HS	RB	RB-LE
STANDARD	SOFT DRIVE TRIP EDGE	LIVE EDGE	INTER-ACTING LIVE EDGE	HIGH SPEED ACCENTUATED CURVE	RUBBER EDGE	RUBBER LIVE EDGE

Prices are FOB, Plessisville, CANADA. Prices are subject to change at any time without notice. Please contact your representative for any order. Freight not included.

The vehicle icons are only representative. Make sure you choose the right snowplow for your vehicle by contacting your representative.

SNOWPLOWS - PRICE LIST USD

EFFECTIVE NOW - August 20, 2025

Snowplows-2025 V1

METAL PLESS

PlowMaxx

Included :

- Angular system
- DVDE3/24GPM (12 or 24 volts)



27"

Model	Retail Price		
	STD	HD	LE*
PLLT 04.527-8.5	\$ 10 950	-	-
PLLT 0527-10	\$ 11 525	-	-
PLLT 0627-11	\$ 11 775	-	-

**NEW
SIZES!**


30"

PLSS 0630-11	\$ 12 595	-	\$ 20 825
PLSS 0730-12	\$ 12 975	\$ 18 145	\$ 21 900
PLSS 0830-13	\$ 14 895	\$ 19 250	\$ 22 675
PLSS 0830-14	\$ 15 595	\$ 19 950	\$ 23 495
PLSS 0930-15	-	-	\$ 25 825
PLSS 1030-16	-	-	\$ 26 695

Not included :

- Hydraulic hoses and connectors from the blade to the vehicle

Options :

- Quick coupler
- Carbide cutting edge (CCE)
- Curb runners (CR36-STD)
- Non standard color (NSC1)
- Electric valve and joystick (JSC3)



36"

PLBH 0736-13	\$ 18 125	\$ 21 425	\$ 24 985
PLBH 0836-14	\$ 18 475	\$ 22 450	\$ 26 425
PLBH 0936-15	\$ 18 550	\$ 23 595	\$ 27 825
PLBH 0836-16	\$ 18 995	\$ 23 995	\$ 28 395
PLBH 1036-16	\$ 19 125	\$ 24 625	\$ 29 295
PLBH 1236-18	\$ 19 775	\$ 25 550	\$ 30 975



42"

PLLD 0842-15	-	\$ 27 525	\$ 31 625
PLLD 0842-16	-	\$ 28 550	\$ 32 725
PLLD 1042-17	-	\$ 28 695	\$ 33 350
PLLD 1042-18	-	\$ 29 795	\$ 34 550
PLLD 1242-19	\$ 24 475	\$ 30 950	\$ 36 575
PLLD 1242-20			\$ 37 775

* Live Edge on main blade only (PBN)

PLOWMAXX PLSM **NEW!**



30"

Model	Retail Price				
	RB	STD	HD	LEL	LEL CARB
PLSM 0730-12	\$ 10 995	\$ 12 995	-	\$ 14 995	\$ 15 995
PLSM 0830-13	\$ 11 495	\$ 13 495	-	\$ 15 495	\$ 16 695
PLSM 0930-14	\$ 11 995	\$ 13 995	-	\$ 15 995	\$ 17 295

Included :

- Angular system
- DVDE3/24GPM (12 or 24 volts) and QASS

TECHNOLOGY

STD	HD	LE	LECCT	HS	RB	RB-LE	LEL	LEL CARB
STANDARD	SOFT DRIVE TRIP EDGE	LIVE EDGE	INTER-ACTING LIVE EDGE	HIGH SPEED ACCENTUATED CURVE	RUBBER EDGE	RUBBER LIVE EDGE	LIVE EDGE LITE	LIVE EDGE LITE CARBIDE

Prices are FOB, Plessisville, CANADA. Prices are subject to change at any time without notice. Please contact your representative for any order. Freight not included.

The vehicle icons are only representative. Make sure you choose the right snowplow for your vehicle by contacting your representative.

SNOWPLOWS - PRICE LIST USD

EFFECTIVE NOW - August 20, 2025

Snowplows-2025 V1

METAL PLESS

R3Maxx



Not included :

- Hydraulic hoses and connectors from the blade to the vehicle

Options :

- Quick coupler
- Teflon cutting edge $\frac{3}{4}$ " x 6" (TCE $\frac{3}{4}$)
- Non standard color (NSC1)

Model	Retail Price
R3M 5.5-9	\$ 9 295
R3M 6-10	\$ 10 695
R3M 6.5-11	\$ 11 995
R3M 7-12	\$ 15 775
R3M 7.5-13	\$ 16 495

ReverseMaxx

Included :

- DVDE2/13GPM

Not included :

- Hydraulic hoses and connectors from the blade to the vehicle

Options :

- Quick coupler
- Teflon cutting edge $\frac{3}{4}$ " x 6" (TCE $\frac{3}{4}$)
- Non standard color (NSC1)
- Carbide cutting edge (CCE)



27"



30"



36"

Model	Retail Price		
	STD	HD	LE *
REVLT 0527-10	\$ 8 225	-	-
REVLT 0627-11	\$ 8 455	-	-
REVLT 0727-12	\$ 8 725	-	-
REVM 0630-11	\$ 11 995	-	\$ 18 625
REVM 0730-12	\$ 12 395	\$ 16 995	-
REVM 0830-13	\$ 12 775	\$ 17 995	\$ 21 225
REVM 0830-14	\$ 13 895	-	-
REVM 0736-13	\$ 15 995	\$ 19 125	\$ 22 675
REVM 0836-14	\$ 16 450	\$ 20 295	\$ 24 175
REVM 0936-15	\$ 17 195	\$ 21 145	\$ 25 485
REVM 0836-16	\$ 17 595	\$ 21 775	\$ 25 855
REVM 1036-16	\$ 17 625	\$ 21 695	\$ 26 525
REVM 1236-18	\$ 18 555	\$ 23 775	\$ 29 225

* Live Edge on main blade only (PBN)

TECHNOLOGY

STD	HD	LE	LECCT	HS	RB	RB-LE
STANDARD	SOFT DRIVE TRIP EDGE	LIVE EDGE	INTER-ACTING LIVE EDGE	HIGH SPEED ACCENTUATED CURVE	RUBBER EDGE	RUBBER LIVE EDGE

Prices are FOB, Plessisville, CANADA. Prices are subject to change at any time without notice. Please contact your representative for any order. Freight not included.

The vehicle icons are only representative. Make sure you choose the right snowplow for your vehicle by contacting your representative.

SNOWPLOWS - PRICE LIST USD

EFFECTIVE NOW - August 20, 2025

Snowplows-2025 V1

METAL PLESS

RubberMaxx



Included :

- Models without angulation (ReverseMaxx) includes DVDE2/13GPM
- Models with angulation (PlowMaxx) includes DVDE3/13GPM
- Models with angulation (AgriMaxx) includes subframe

Not included :

- Hydraulic hoses and connectors from the blade to the vehicle

Options :

- Quick coupler
- Nitrogen accumulator package installed on the lift cylinder (AAC) (AgriMaxx)
- Non standard color (NSC1)
- 3 point hitch attachment (A3P)
- Electric hydraulic diverter valve 12 or 24 volts (DVDE3) 13 or 24 GPM

Model	Retail Price		
	Without Angulation (ReverseMaxx)	With Angulation (PlowMaxx)	With Angulation (AgriMaxx)
RBX 0626-11	\$ 9 195	\$ 11 725	\$ 14 995
RBX 0730-13	\$ 11 995	\$ 14 225	\$ 18 355
RBX 0736-14	\$ 14 550	\$ 16 685	\$ 20 895
RBX 0836-15	\$ 16 550	\$ 18 875	\$ 23 225

SideMaxx



Included : Angular system

Not included :

- Hydraulic hoses and connectors from the blade to the vehicle

Options :

- Carbide cutting edge (CCE)
 - Non standard color (NSC1)
 - Electric hydraulic diverter valve (DVDE2) 12 volts, 13 GPM
- Possible options configuration : 1 & 2 / 2 & 3 / 1, 2 & 3
- Option #1 : Heavy duty 18" hydraulic extension (add \$ 3 150)
 - Option #2 : Hydraulic pivot 12" tilt (requires hydraulic float) (add \$ 1 585)
 - Option #3 : 14" hydraulic sideshift (5" to the left and 9" to the right) (add \$ 3 075)
- An additional set of oil outlets are needed per option

Model	Retail Price			
	With 3 Point Hitch (Category 2)	With Trackless Coupler	With Skid Steer Attachment	With Tractor Subframe
SM 527/60	\$ 6 395	\$ 6 395	\$ 7 795	\$ 10 995
SM 530/60LE	\$ 10 450	\$ 10 450	\$ 11 275	\$ 14 995

SideMaxx-X



Included : Angular system

Not included :

- Hydraulic hoses and connectors from the blade to the vehicle

Options :

- Carbide cutting edge (CCE)
- Non standard color (NSC1)
- Electric hydraulic diverter valve (DVDE2) or (DVDE3) 12 volts, 13 GPM

**NEW
SIZES!**

Model	Retail Price			
	With 3 Point Hitch (Category 1&2)	With Trackless Coupler	With Skid Steer Attachment	With Tractor Subframe
SDX 532	\$ 6 250	\$ 6 250	\$ 7 595	\$ 11 995
SDX 532/LE	\$ 7 695	\$ 7 695	\$ 8 995	\$ 13 995
SDX 632	\$ 7 245	\$ 7 245	\$ 8 590	\$ 12 990
SDX 632/LE	\$ 8 690	\$ 8 690	\$ 9 990	\$ 14 990
SDX 732	\$ 8 240	\$ 8 240	\$ 9 585	\$ 13 985
SDX 732/LE	\$ 9 685	\$ 9 685	\$ 10 985	\$ 15 985

TECHNOLOGY

STD	HD	LE	LECCT	HS	RB	RB-LE
STANDARD	SOFT DRIVE TRIP EDGE	LIVE EDGE	INTER-ACTING LIVE EDGE	HIGH SPEED ACCENTUATED CURVE	RUBBER EDGE	RUBBER LIVE EDGE

Prices are FOB, Plessisville, CANADA. Prices are subject to change at any time without notice. Please contact your representative for any order. Freight not included.

The vehicle icons are only representative. Make sure you choose the right snowplow for your vehicle by contacting your representative.

SNOWPLOWS - PRICE LIST USD

EFFECTIVE NOW - August 20, 2025

Snowplows-2025 V1

METAL PLESS

TruckMaxx



Included :

- Models TRK12-10 to TRK12-14 include main blade and the STD side wing
- Models TRK10HD, TRK10LE to TRK14LE include main blade only
- Models TRKSWLT08 to TRKSW14 include side wing only

Not included :

- Hydraulic hoses and connectors from the blade to the vehicle

Options :

- Carbide cutting edge (CCE)
- Non standard color (NSC1)
- Inter-active Live Edge (LECCT)

30"
36"
42"

Model	Retail Price	
	HD	LE *
TRK 12-10	\$ 68 995	\$ 73 995
TRK 12-11	\$ 69 995	\$ 75 225
TRK 12-12	\$ 70 995	\$ 76 595
TRK 12-14	\$ 72 995	\$ 78 500
TRK 10HD	\$ 9 995	-
TRK 10LE	-	\$ 15 995
TRK 10LE	-	\$ 18 995
TRK 11LE	-	\$ 19 225
TRK 12LE	-	\$ 19 885
TRK 14LE	-	\$ 21 225

* Live Edge on main blade only (PBN)

36"

Model	Retail Price	
	STD	LECCT
TRKSWLT 08	\$ 11 995	-
TRKSWLT 10	\$ 12 495	-
TRKSW 10	\$ 12 995	\$ 17 995
TRKSW 12	\$ 13 765	\$ 19 595
TRKSW 14	\$ 15 545	\$ 21 425

VMaxx



Included :

- Angular system
- Subframe MKS2

Not included :

- Hydraulic hoses and connectors from the blade to the vehicle

Options :

- Non standard color (NSC1)
- Electric hydraulic diverter valve (DVDE3) 12 volts, 13 GPM

Model	Retail Price
VM 0725	\$ 19 275
VM 0830	\$ 20 395
VM 0930	\$ 22 725
VM 1030	\$ 23 995

The vehicle icons are only representative. Make sure you choose the right snowplow for your vehicle by contacting your representative.

TECHNOLOGY

STD	HD	LE	LECCT	HS	RB	RB-LE
STANDARD	SOFT DRIVE TRIP EDGE	LIVE EDGE	INTER-ACTING LIVE EDGE	HIGH SPEED ACCENTUATED CURVE	RUBBER EDGE	RUBBER LIVE EDGE

Prices are FOB, Plessisville, CANADA. Prices are subject to change at any time without notice. Please contact your representative for any order. Freight not included.

SNOWPLOWS - PRICE LIST USD

EFFECTIVE NOW - August 20, 2025

Snowplows-2025 V1

METAL PLESS

WingMaxx

Included :

- Quick coupler and DVDE3/24GPM for loader
- Subframe for tractor
- Side wing includes STD technology

Not included :

- Hydraulic hoses from the blade to the vehicle



Model	Retail Price		
	HD	HS	LE
WING 12-09	\$ 54 125	\$ 55 650	\$ 61 795
WING 12-10	\$ 55 225	\$ 56 750	\$ 62 895
WING 12-14	\$ 55 225	\$ 56 750	\$ 63 895

* Live Edge on main blade only (PBN)

Options :

- "High Speed" (Accentuated curve of the mouldboard) (HS)
- Inter-active Live Edge (LECCT) on front mouldboard
- Inter-active Live Edge (LECCT) on side wing 10', 12' & 14'
- Electric valve and joystick (JSC4) : electric over hydraulic 4 spools mounted on the blade with electric control
- Nitrogen accumulator package installed on the lift cylinder (AAC) for tractor only
- Non standard color (NSC1)
- Carbide cutting edge (CCE)
- (DVDE3) 12 volts, 13 or 24 GPM to be specified

The vehicle icons are only representative. Make sure you choose the right snowplow for your vehicle by contacting your representative.

TECHNOLOGY

STD	HD	LE	LECCT	HS	RB	RB-LE
STANDARD	SOFT DRIVE TRIP EDGE	LIVE EDGE	INTER-ACTING LIVE EDGE	HIGH SPEED ACCENTUATED CURVE	RUBBER EDGE	RUBBER LIVE EDGE

Prices are FOB, Plessisville, CANADA. Prices are subject to change at any time without notice. Please contact your representative for any order. Freight not included.

OPTIONS - PRICE LIST USD

EFFECTIVE NOW - July 30, 2025

Snowplows-2025 V1
 METAL PLESS

Hydraulic Kits

(DVDE...) Electric hydraulic diverter valve : requires 1 set of oil outlets double action

Options	Description	Retail Price	
		SAE8/13 GPM Maximum Capacity	SAE10/24 GPM Maximum Capacity
DVDE2	2 sets of oil outlets 12 or 24 volts	\$ 1 095	\$ 1 215
DVDE3	3 sets of oil outlets 12 or 24 volts	\$ 1 895	\$ 2 125
DVDE4	4 sets of oil outlets 12 or 24 volts	\$ 2 475	\$ 2 845
DVDE5	5 sets of oil outlets 12 or 24 volts	\$ 2 925	\$ 3 350

(JSC...) Electric hydraulic valve distributor : requires 1 set of oil outlets single action 12 or 24 volts.
 (operate all functions by the press of a button)

Options	Description	Retail Price
		16 GPM Maximum Capacity
JSC3	3 sets of oil outlets 12 or 24 volts	\$ 4 850
JSC4	4 sets of oil outlets 12 or 24 volts	\$ 5 895
JSC5	5 sets of oil outlets 12 or 24 volts	\$ 6 725
JSC6	6 sets of oil outlets 12 or 24 volts	\$ 7 525

Curb Runners

Options	Description	Retail Price / pair
CR27-STD	For AGLT and PLLT plows	\$ 474 / pair
CR36-STD	For standard plow	\$ 590 / pair
CR36-INTHD	Interior curb runner for side wing 36" HD	\$ 520 / pair
CR42-INTHD	Interior curb runner for side wing 42" HD	\$ 520 / pair
CR48-INTHD	Interior curb runner for side wing 48" HD	\$ 520 / pair
CR36/42/48-EXTHD	Exterior curb runner for side wing 36"/42"/48" HD	\$ 520 / pair

Tractor Mounting Kits

Options	Description	Retail Price
MKS1	Model for compact tractor 40-80 HP	\$ 4 750
MKS2	Model for tractor 80-150 HP	\$ 5 295
MKS2P	Parallel lift model for tractor 80-150 HP	\$ 7 275
MKS3	Model for tractor 150-250 HP	\$ 9 150
MKS5	WingMaxx model for tractor	\$ 12 895
MKSD	Model for tractor 80-150 HP Mower compatible JD	\$ 7 125

The vehicle icons are only representative. Make sure you choose the right snowplow for your vehicle by contacting your representative.

OPTIONS - PRICE LIST USD

EFFECTIVE NOW - July 30, 2025

Snowplows-2025 V1

METAL PLESS

Options

Options	Description	Retail Price
AAC	Nitrogen accumulator	\$ 495
A3PLT	3 point hitch attachment for 27" high model	\$ 1 425
A3PGF	3 point hitch attachment for 30" and 36" high model	\$ 1 850
A3PGB	3 point hitch attachment for 42" and 48" high model	\$ 2 625
CCE	Carbide cutting edge ¾" x 6"	\$ 210 / foot
HS	« HighSpeed » (Accentuated curve of the mouldboard)	\$ 210 / foot
INS	Installation at the factory EXCEPT for PickupMaxx (including hoses)	Net Price \$ 5 995
NSC1	Non standard color	\$ 385
OPT36	Hydraulic side wings 36" x 36"	\$ 7 325
OPT36/48HD	Hydraulic side wings 36" x 48" HD	\$ 8 095
OPT42	Hydraulic side wings 42" x 42"	\$ 8 295
OT60	Sidewalk wing 60" for MaxxPro only	\$ 5 325 / wing
OT72	Sidewalk wing 72" for MaxxPro only	\$ 5 975 / wing
PPLT	Tire saver light	\$ 385
PP	Tire saver for blade 30", 36" and 42"	\$ 475
PP48	Tire saver for blade 48"	\$ 695
RCE	Rubber cutting edge	\$ 97 / foot
SCE	Steel cutting edge ½" x 6"	\$ 70 / foot
SCE ¾	Steel cutting edge ¾" x 6"	\$ 97 / foot
TCE ¾	Teflon cutting edge ¾" x 6"	\$ 105 / foot
LECCT	Inter-active Live Edge for TruckMaxx and WingMaxx only	\$ 510 / foot
*LECCT-0	Inter-active Live Edge for MaxxPro wings	\$ 755 / foot

Available only on certain models. Ask your representative.

Quick Coupler and Hoses

Two hoses ½" with male coupler

Options	Description	Retail Price
BCM7.5 AC	90" Hose Kit: ½" hoses with ½" agricultural couplers	\$ 550
BCM7.5 FC	90" Hose Kit: ½" hoses with ½" flat face couplers	\$ 650

Quick coupler

Options	Description	Retail Price
BM32	Bucket mount quick coupler for LiveBoxx 32" high	\$ 1 750
BM3642	Bucket mount quick coupler for LiveBoxx 36" & 42" high	\$ 2 195
QAJD	JD quick coupler model 640 - 740, JD540 (521-541)	\$ 1 275
QAJD3	JD quick coupler model 3000, 4000, 5000 series	\$ 485
QAA	ALO quick coupler	\$ 595
QASS	Skid steer quick coupler for New Holland, John Deere and Bob Cat	\$ 595
QAM	Manitou, Merlo quick coupler	\$ 1 895
QAH	Hardy quick coupler	\$ 1 235
QALC	Compact loader quick coupler for JD244 and Pin on backhoe	\$ 1 265
QABC1	Industrial loader quick coupler for JD/Volvo, Fusion, IT and Pin on loader	\$ 1 985
QABC2	Industrial loader quick coupler for Craig, ACS, Large Volvo, or Balderson	\$ 3 295

Freight

Freight not included, ask your sales representative.